


March 2020




HOME SALES

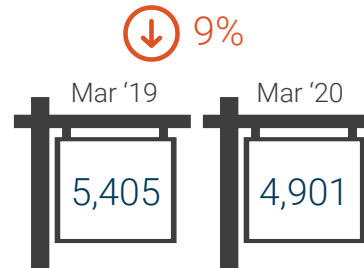
March '19 March '20
4,528 vs. 4,631

↑ 2%

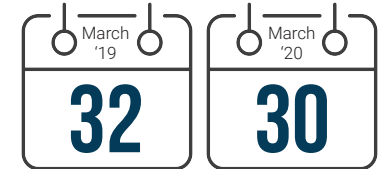
NEW LISTINGS



PENDING LISTINGS

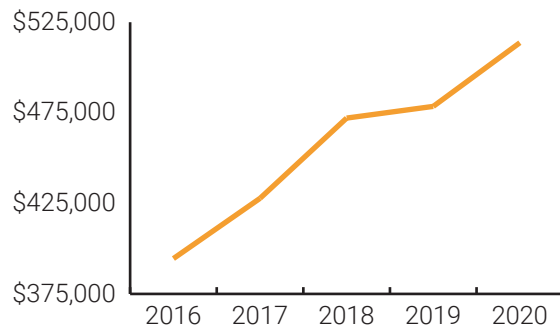


AVERAGE DAYS IN MLS



↓ 2 days

AVERAGE SOLD PRICE FOR SINGLE FAMILY HOMES



March '19 \$478,535
March '20 \$513,691

↑ 7%

WEEKS OF INVENTORY

= no change

